



2023 SNOHOMISH EDUCATION FOUNDATION LOCAL SCHOLARSHIP PROGRAM



SNOHOMISH EDUCATION FOUNDATION (SEF)

Manages more than 100 scholarships for Snohomish School District Students

Historically this was the Local Scholarship Notebook. Students turned in physical notebooks to apply for scholarships. Now it is being referred to as the Local Scholarship Program (LSP). There is no longer a physical notebook to turn in.

Scholarships are posted to the Washboard.org

All SEF/LSP scholarships are on the washboard.org. These are scholarships only available to Snohomish School District students.

Each high school will post the available scholarships on their College and Career Center page. Check back as scholarships may be added this year.

Questions on the Snohomish Education Foundation Local Scholarship Program? Contact your high school College and Career Center specialist.



“

*Foster Learning By Expanding
Opportunities For Snohomish
School District Students.*

- SEF Values and Purpose

— • —

WHO SPONSORS A SEF/LSP SCHOLARSHIP?

- Memorial scholarships – Local families
- Clubs and organizations
- District elementary/middle school and high school parent organizations
- Local businesses
- The Snohomish Education Foundation
- Anyone with a tie to the Snohomish community looking to invest in district students to further their education



THE LSP BY THE SEF

Steps to create a profile

1.

CREATE A WASHBOARD ACCOUNT



[Washboard.org](https://www.washboard.org)

Smarter > Scholarship Matches

Looking for scholarships? theWashBoard.org makes it simple. We **connect** Washington students of all types with Washington scholarship providers.....for FREE.

Whether you'll be attending in state or out, you save time by entering your profile once and letting us find the scholarship opportunities that fit. theWashBoard.org is spam-free and will never sell your information.

Check us out in this video

Sign In or **Register Today!**

E-mail Address

Password

> Sign In

[Forgot your password?](#)

REGISTER TODAY: CLICK THE GREEN
REGISTER TODAY LINK. CREATE A SEEKER
REGISTRATION.

Register...

Are you :

Looking for a Scholarship?

Seeker Registration

Offering a Scholarship?

Provider Registration

Interested in a 30 day trial account?

Trial Account Registration

Cancel



...g theWashBoard.org as (only "Student
... (create profile, review matches and apply for scholarship.
...nt (create profile and review matches ONLY)
...ounselor/Teacher (create demo profile and review matches ONLY)
... Financial Aid Professional (create demo profile and review matches ONL

First Name:

Last Name:

E-mail Address:

Confirm E-mail Address:

Password:

Confirm Password:

Complete registration

CREATE A STUDENT ACCOUNT

Use an email you will have access to after graduation
(not your school email). Award communication will be
sent to this email address!

2.

CREATE A WASHBOARD PROFILE



These are the elements of the Washboard profile that are required for the LSP.



> MyProfile

Get Matched: Build Your DEMO Profile!

Let theWashBoard.org do its magic: tell us about yourself by building your Profile. Don't worry about getting it all done at once! Each time you Save we'll match you with available scholarships.

We've tried to put the most important stuff up front, so work your way from left to right (Basics, Academic Info, College Plans, etc). to get going! Tell us as much as you can so that we can give you back the best matches.

You can check your Matches any time on the My Matches tab.

ADD MORE INFO
**GET MORE
MATCHES\$**

[Clear Demo Profile](#)[Basics](#)[Academic Info](#)[College Plans](#)[Activities](#)[Personal Info](#)[Attachments](#)**My Contact Information****My Background Information**



COMPLETING YOUR PROFILE BY TABS

Basics

- Name
- Email
- Address
- Phone
- My financial need

Academic Info

- High school senior
- Secondary education
- GPA
- Honors/AP/Tech Prep

College Plans

- Where?
- Which colleges?
- What type?
- Undergraduate or certificate
- Full time
- Field of study (major)
- Careers

COMPLETING YOUR PROFILE BY TABS CONTINUED

Activities

- Add as much as possible to each category so the reader has a good picture of who you are as a person.
- Community service is listed under Volunteering.
- Be specific in all entries, use organization names, role and dates

Personal Info

- About me is not used for LSP
- Complete the personal statement
- 5 words that describe me
- 5 skills I have
- My talents and gifts

All SEF LSP
scholarships will
require a transcript.
Choose file, then
select file type and
click **Always Include**
prior to attaching.

ATTACHMENTS

You can check your Matches any time on the My Matches tab.

Basics

Academic Info

College Plans

Activities

Personal Info

Attachments

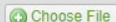
Attachments (Transcripts, Letters of Recommendation, Award Letters, etc.)

These documents may be attached to any scholarship application that you fill out. The maximum file size limit is 10 MB. The file name must be less than 100 characters total.

Filename

Size

Status

 Choose File

0 b

0%

When attaching a file you must select a Type and enter a Comment. These are used to identify your file attachments.

Type

Comment

Always Include

Attach

Transcript

☒

Letters of Recommendation

Many scholarship applications request a letter of recommendation. This may be from a counselor, employer, or family friend. We can help! Click the button below and we will send a request for a letter of recommendation on your behalf.

Request Letter of Recommendation

Previous

Save Progress

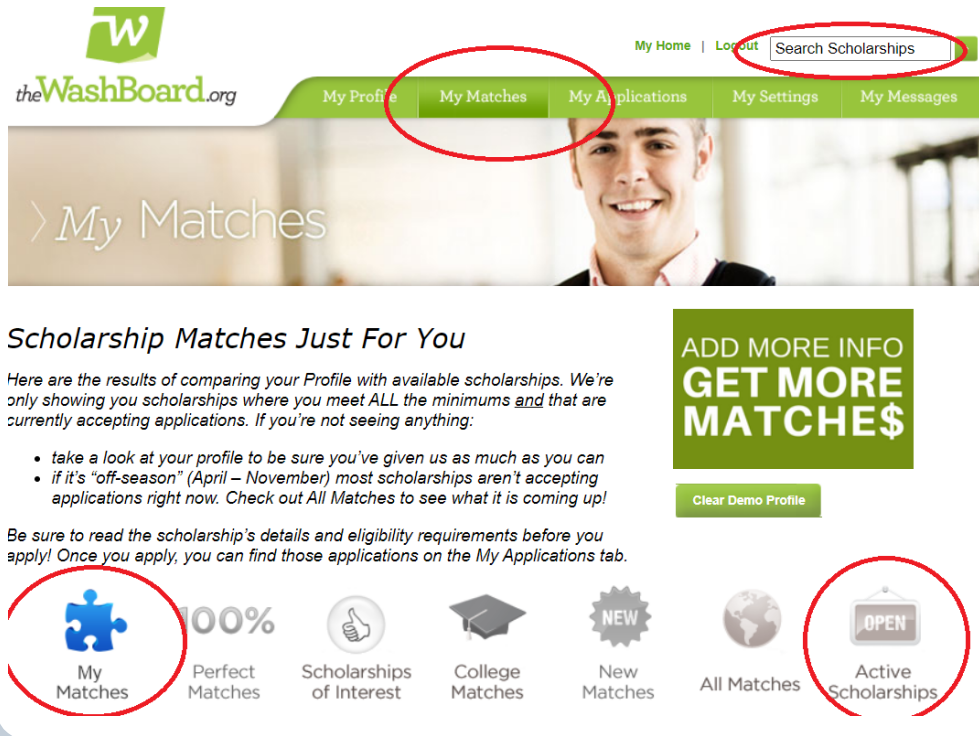


3.

SEARCH FOR SCHOLARSHIPS



Match scholarships or search by scholarship name.



WHERE TO FIND SCHOLARSHIPS

- Scholarship opportunities will be posted on school websites
- My matches
- Active scholarships
- Search scholarships by name

4.

APPLY TO SCHOLARSHIPS

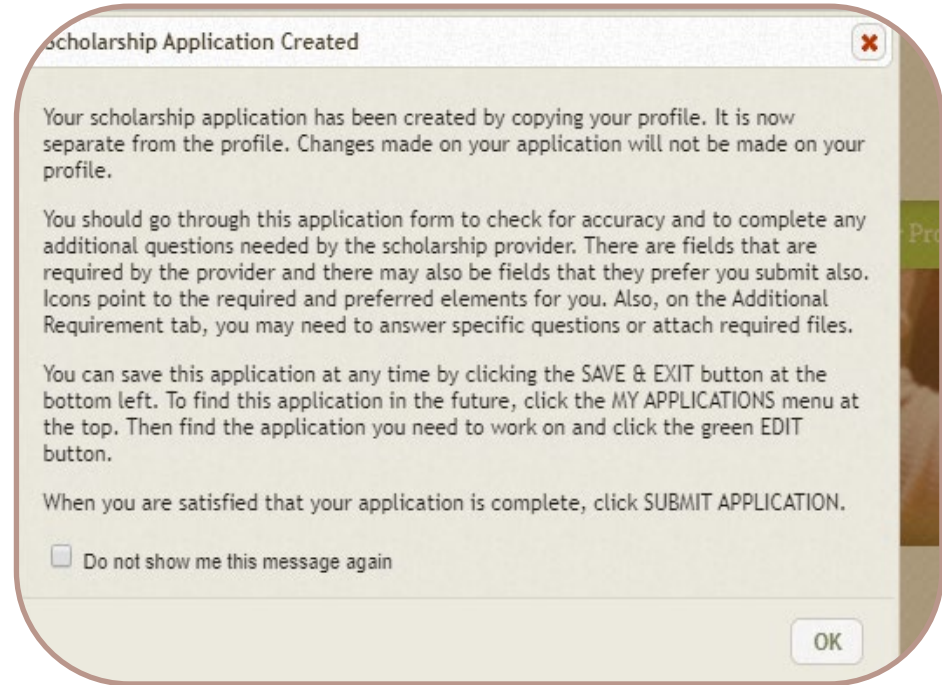


After reviewing scholarship requirements and confirming you are eligible, apply to each scholarship you would like to be considered for.

APPLY

Apply to each scholarship

From the scholarship list in washboard, you need to apply to each scholarship in which you wish to be considered. You will click the green apply button and it will create a separate application from your profile.



ONCE AN APPLICATION IS CREATED

- Review your application and make sure you answer all questions with orange stars. *
- Consider customizing your application to match the scholarship.
- Attach additional attachments if requested.
- Answer any short answer questions, format and spell check as if they were an essay – use MS Word and copy and paste.
- **Submit! You have not applied until you submit, you will not be able to edit after you submit.**

TIPS!

LSP Opens



You will be able to find Snohomish Education Foundation scholarships starting **February 2023**.

Spell Check



Review your application for accuracy and spelling errors! For any optional statement, write in a word document first then cut and paste.

Capitalization



Anytime you complete an application or form you should use proper capitalization (first and last name at the minimum)

Resume



If you have a resume, consider attaching it for all applications. It may not always be read but could be a great resource for a scholarship reader.

Transcript



When grades are updated after first semester, update your transcript! Scholarship readers should see a transcript with grades through the first semester of senior year.

Due Date



All Snohomish Education Foundation Local Scholarship Program (LSP) applications must be submitted on washboard.org by 11:59 p.m. on March 5, 2023.



QUESTIONS?

Please contact your high school College and
Career Center or high school counselor.